

Describing the colour of animals and objects in Wendat

In the question *Ta'oh't iwahsohkou'tenh?* 'What colour is it?', we use the noun root **-ahsohk(w)-** 'colour, dye, pigment' as well as the verb root **-ou'ten-** which means 'to be a certain manner'.

Ta'oh't	i	-w	-	ahsohk	-	ou'ten	-	h
↓	↓			↓		↓		
what	partitive			colour		to be a certain manner		

To describe the colour of an **animal**, we have to talk about the colour of its body. Therefore, the way in which to express this is:

[animal] [colour] iyää'tou'tenh 'the body of the animal is such a colour'

The noun root **-ia't-** 'body' is incorporated in **iyää'toutenh** 'its body is a certain way'.

Example: **yäniennonh oushata' iöhtih iyää'tou'tenh**

'the dog is brown'

(literally, the body of the dog is like smoke)

Concerning the colour of **objects**, the method used to express these colours is different. We have to incorporate the referent as a noun root.

[colour] iya-[noun root for the object]-ou'tenh 'the object is such a colour'


For example, in Wendat, the word for 'kettle' is **yända'tsa'**. To talk about the colour of a kettle, we have to incorporate the noun root for 'kettle' **-nda'ts-** into the verb **-ou'ten-**.

Example: **o'yenhra' iöhtih iyända'tsou'tenh**

'the kettle is gray (like ash)'

Exercises

No. 1 Write the colour of the animal in Wendat¹.



a)

Yäniennonh




b)

Yändia'wich



c)

Yatie'




d)

Yänionnyen'



e)

Atiawenhrak



f)

Decha

¹ Credits pour all the images used in this document can be found in the online dictionary entries.

No. 2 Write the colour of the object in Wendat.

- a) Ta'oht iwahsohkou'tenh de **yahiatonhkwa'**?



-hiatonhk-

- b) Ta'oht iwahsohkou'tenh de **yarënda'**?



-rënd-

- c) Ta'oht iwahsohkou'tenh de **yashe'ta'**?



-she't-

- d) Ta'oht iwahsohkou'tenh de **yändaata'**?



-ndaat-

- e) Ta'oht iwahsohkou'tenh de **yända'tsa'**?



-nda'ts-

No. 3 Connect the image to the correct Wendat phrase.



1. O'yenhra' ioh'tih iyahiatonhkou'tenh
2. Wenhta' ioh'tih iyahiatonhkou'tenh
3. Yaronhia' ioh'tih iyahiatonhkou'tenh



1. Kwiskwis wenhta' ioh'tih iyaa'tou'tenh
2. Wenhta' ioh'tih kwiskwis
3. Wenhta' ioh'tih iyahiatonhkou'tenh



1. Yända'tara' oushata' ioh'tih iyaa'tou'tenh
2. O'yenhra' ioh'tih iyända'tarou'tenh
3. Oushata' ioh'tih iyända'tarou'tenh



1. Atiaren'ta' ioh'tih iyahiatonhkou'tenh
2. Enrou'ta' ioh'tih iyahiatonhkou'tenh
3. Öndinenhta' ioh'tih iyända'tarou'tenh



1. Aoskway ohenhtayet ioh'tih iyaa'tou'tenh
2. Aoskway oushata' ioh'tih iyaa'tou'tenh
3. Aoskway yatsihenhstatsih iyaa'tou'tenh

No. 4 True or False?



Tsou'tayi' oushata' ioh'tih iyaa'tou'tenh TRUE FALSE



b)

Tio'ngentsihk wenhta' iöhtih iyää'tou'tenh TRUE FALSE



c)

Ohentayet iöhtih iyahiatonhkou'tenh TRUE FALSE



d)

Enrou'ta' iöhtih iyare'sou'tenh TRUE FALSE



e)

Yaronhia' iöhtih iyähnionhchiou'tenh TRUE FALSE



f)

Shondäkwä' öndinienhta' iöhtih chia' wenhta' iöhtih iyää'tou'tenh TRUE FALSE



g)

Ndi'tatsi'ah öndinienhta' iöhtih chia' yatsihenhstatsih iyää'tou'tenh TRUE FALSE

Answer Key

No. 1 Write the colour of the animal in Wendat.

- a) Yäniennonh öndinienhta' iöhtih iyäa'tou'tenh *'the dog is white'*
- b) Yändia'wich enrou'ta' iöhtih iyäa'tou'tenh *'the turtle is green'*
- c) Yätie' atiaren'ta' iöhtih iyäa'tou'tenh *'the bird is yellow'*
- d) Yänionnyen' yatsihenhstatsih iyäa'tou'tenh *'the bear is black'*
- e) Atiawenhrahk o'yenhra' iöhtih iyäa'tou'tenh *'the trout is gray'*
- f) Decha yatsihenhstatsih chia' öndinienhta' iöhtih iyäa'tou'tenh *'the cat is black and white'*

No. 2 Write the colour of the object in Wendat.

- a) Yaronhia' iöhtih iyahiatonhkou'tenh *'the pencil is blue'*
- b) O'yenhra' iöhtih iyarëndou'tenh *'the rock is gray'*
- c) Wenhta' iöhtih iyashe'tou'tenh *'the squash is red (orange)'* **or**
Atiaren'ta' iöhtih iyashe'tou'tenh *'the squash is yellow'*
- d) Yaronhia' iöhtih iyändaato'u'tenh *'the bed is blue'* **or**
O'yenhra' iöhtih iyändaato'u'tenh *'the bed is gray'*
- e) Oushata' iöhtih iyända'tsou'tenh *'the kettle is brown'*

No. 3 Connect the image to the correct Wendat phrase.

- a) 3
- b) 1
- c) 3
- d) 2
- e) 2

No. 4 True or False?

- a) True
- b) False
- c) True
- d) True
- e) False
- f) False
- g) True